

Dazzling December

Curriculum Newsletter for Whimble Primary School December 2025

Welcome to the second edition of our curriculum newsletter which shares some of the things the children have been involved in throughout the second half of the autumn term. Along with all the recent Christmas events, everyone has been very busy! Enjoy discovering what all the classes have been doing this half-term.

Rock Steady

Both parents and children had the privilege of listening to our four bands performing some festive hits.



Beech Class

As part of our study of the Shang Dynasty, we learned that the ordinary people often cooked outside over an open fire and used a metal (bronze) cooking pot called a ding. We also learned that they grew and ate vegetables – sometimes making a broth with them – and they rarely ate meat or fish. During one of our Forest School sessions, we cooked and sampled a vegetable broth that had been cooked on a campfire. Lots of us thought we could imagine how the Shang people would have cooked and eaten in a similar way. Everyone tried the broth, which was warming and tasty! Some people thought adding chicken would have made it even better!



In our other Forest School afternoon, we played games and made shelters with our friends in order to promote teamwork and resilience.



In early November, Mr Palmer kindly gave up his time again to work with us to produce apple juice by pressing lots of apples that we had collected from our orchard area. It was a team effort, with pupils scratting the apples, squeezing them, collecting the juice and then drinking it. It helped us appreciate what is great about being surrounded by orchards here in Whimble and how nature provides lovely things for us all.



Beech Class continued

Religious Education

The children experienced a temporary Mandir, set up in Sycamore, which was an example of a Hindu temple. They learned about Hindu prayers and rituals for worship, thinking about all the senses being engaged.



Design Technology:

We have been looking at how to turn a 2D design into a 3D product in DT, developing our sewing skills to make Elf Shoes. The children have made paper prototypes before practising different types of stitches and selecting the most appropriate for this purpose. They've made some lovely designs, and worked diligently, well done Beech.



The year 5 and 6 pupils had a visit from two magistrates from our judicial system and learned lots about what goes on at a Magistrate and Crown Court. Some pupils volunteered to act as the three magistrates and everyone else had to stand up to show them and the court proceedings respect when they entered the room. The pupils had to spot some offences being carried out in a scene, identify sentences or punishments that are issued and give a witness statement after studying two criminals – some of us remembered a lot about them!



Willow Class

We have had another very busy half term in Willow Class and have continued to develop our learning across the curriculum.

In **English**, we spent some time learning about how to write an effective non-fiction text about an animal, and created some artwork to go alongside these. We tried really hard to use effective features of writing to make ourselves sound like experts.

In **DT**, we have been combining textile shapes to design, make and evaluate our own bags.

As part of our **PSHE** curriculum, we have talked about needing to understand the importance of supporting others around us, and had to struggle hard to complete our section of the three legged race! Thank you to all who brought donations to be split between ELF and Children in Need.



We have finished our Ancient Maya topic in **History**, and played the traditional game pok-a-tok, and how religion, sacrifice and physical struggle were all part of its importance. We found it hard to imagine *winning* a game and still being sacrificed to please the gods – it helped us to notice how different societies can be.

Over the past two Fridays in school, we have been lucky enough to attend **Forest School** with Mrs Ley and Mrs Wall – we certainly noticed a contrast in the weather! The second time was wet and windy... but didn't stop us from having a great time.

Finally, a huge well done to all the Year 6 children who read their words with clarity and confidence in our recent Carol Service.





Oak Class

Stop-Start Animation with iMotion!

In computing, the children had a fantastic time using the iPads and the iMotion app to create their very own stop-start animations. Working in small groups, they planned their setting, chose their characters and props, and discussed the story they wanted to tell. Once their ideas were ready, the children carefully took a series of photos, moving their objects a little at a time to bring their scenes to life.

The final animations were brilliant—full of action, creativity, and teamwork! The children were so proud of what they achieved, and we were impressed by their imagination and cooperation throughout the project.



Creating Festive Fabric Purses in DT

In Design & Technology this term, the children have been busy designing and making their own fabric purses. Each child created their own design and chose from a selection of beautiful Christmas fabrics to make a unique and thoughtful gift—either for themselves or someone special.

The project helped the children practise a range of important skills, including cutting, sewing, and assembling fabric, as well as planning and designing their product. The finished purses were great, and the children were very proud of their creativity and craftsmanship.



Painting in Art

We have looked at Jeannie Baker's work with paint and collage to create paintings showing a view through a window. We have been focusing on colour mixing and trying out different effects with paint.



Oak Class continued:

Seawigs Adventure Stories

The last few weeks, the children have been busy writing their own adventure stories inspired by *Oliver and the Seawigs*. They planned exciting journeys, created imaginative islands, and used some fantastic vocabulary to bring their ideas to life. We were especially impressed with how their story structures improved, with clear beginnings, adventurous middles, and satisfying endings. The children should be very proud of their creative and thoughtful writing!

Please find the book with this link:

<https://read.bookcreator.com/etq8C9wPuvUvw1mLI5SW0rruzGL2/GELiqZVES-SPFW6Ttklmfg>



Ash Class



We have been making observations of the changing seasons in Science. The children in Year 2 made careful observational drawings of the signs of autumn whilst learning to identify rose hips, sycamore seeds and fungi. The Year 1s used their creative skills to finger paint trees for our seasons display. We used the same process to create lovely calendars for our family Christmas gifts.




In RE we used cone characters to retell the story of The First Christmas. We then focused on the good news brought by the angels to the shepherds and thought about what other good news we would like to bring to the world this Christmas. Their thoughts included "Bring peace to Gaza and Ukraine." "No more litter and plastic in the sea." "I hope there could be no more wars or sickness in the world."



Ash Class continued

Our Design Technology project this half term has been 'Moving Pictures'. We had to design and make a moving picture using either a sliding mechanism, a wheel mechanism or a lever and pivot mechanism. We completed a range of practical tasks in order to know how to make each one. The trickiest parts were making the hole with the split pin and cutting into the card to create the slider. We matched our finished product to our designs very well and were really pleased with the results!



In maths, we have been learning about measures, including length and time. We measured the length of one foot, from heel to toe, in centimetres and then used string to measure around the outside. We were then able to straighten out the string and measure this in centimetres too. We also measured a range of classroom objects to the nearest centimetre. We have been learning to tell the time to the nearest quarter of an hour using analogue clocks.



In PE, we have enjoyed exploring different gymnastic shapes, balances and travels across the apparatus. We are able to hold a strong, still shape for 5 seconds! We found various ways to put these movements together to create a sequence. We enjoyed performing our sequences to each other.



We had fun singing, composing and performing in music this term. We learned a fantastic



song called Music is in My Soul which had a great beat and an up-tempo rhythm! We added our own actions and played a range of untuned instruments and glockenspiels to accompany the singing.



Elm Class

In maths, we have been exploring size and measure. We have used the language taller/shorter/longer and tallest/shortest/longest when comparing and ordering objects. We have used non-standard units (cubes) to measure different items, including the three bears!



In our 'Jigsaw' circle time sessions we have been learning about how we all have families and homes but that they are all unique and special.

We drew pictures and made models of our homes using the construction kits.



We have also discussed what makes a good friend and how we can show kindness to one another. We made our own 'recipe for friendship'. We put words like 'kind', 'hugs' and 'helpful' into our mixing bowl to help us to remember how to be a good friend.



We have been learning about the Christmas story and made sparkling angels as part of our RE work.



In our DT lessons we have been planning, making and evaluating our own Christmas decorations using the technique of 'threading'. We started by practising our over stitch and running stitch so that we knew which one we wanted to use when it came to making our decorations.

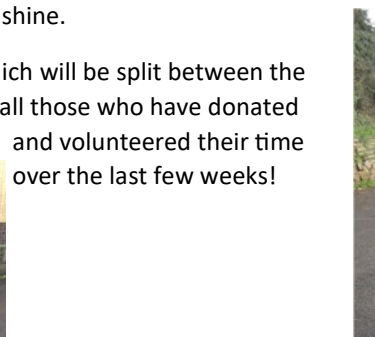




Sponsored Three-Legged Marathon

In order to raise funds for two charities, Children in Need and Exeter Leukaemia Fund, the children decided to hold a three-legged challenge. For six hours throughout the school day, a minimum of four pairs of children would walk around a circuit in the lower playground. At times there were many more—some were so in-time that they managed to run around! 3503 laps were completed in the winter sunshine.

A grand total of £961.94 was raised which will be split between the two charities. Thank you very much to all those who have donated and volunteered their time over the last few weeks!



Nativity — Magical Christmas Tree

The children looked fabulous in their costumes for their nativity. They have worked very hard to learn all of the songs and put on a great performance. Well done to everyone who was involved!



Headteacher: Mrs. Carole Shilston

Telephone/fax: 01404 822584

Email: admin@whimble-primary.devon.sch.uk

Website: www.whimble-primary.devon.sch.uk