



# Welcome Back to Whimble Primary School

A useful information guide for pupils in Elm Class

Class Teachers: Miss Corwood and Mrs Orchard



## **Welcome back to school.**

Firstly, can I say how we are all looking forward to seeing you all again - I am sure many of you will have grown.




Many of you were in school for some of the summer term so you will know that there were some changes made to help keep you safe and healthy. This booklet is to help you know what is happening when you come back to school in September.

# Elm Class

There are Reception and Year 1 children in Elm Class.

You can come to school any time between **8.45am and 9am**.



There is now a **one-way system** to enter the school grounds at the start and end of the day. This is to help keep you safe. One adult can bring you to school.

Entry to the school is from the top gate in the village hall car park. You will notice markers on the ground — these are to keep you two metres apart (like many you have seen out and about in the summer). Please follow the queue into school keeping spaced apart.

At the front of the line you will say goodbye to your parent and then clean your hands using the automatic hand sanitiser. You can go straight to your class by going in the side door to the cloakroom.



Mrs Shilston or another member of staff will be there to greet and remind you what to do. We will also take you to class if you want us too.

There will be no outside play before the start of the day like before, you will go into class and stay there.

Your teacher will meet you and let you know what to do once you are in class.

# Elm Class

There are two teachers in Elm Class:



Miss Corwood and Mrs Orchard



There are a number of other teaching assistants that will also help you.



Mrs Clapp



Mr Bampton



Mrs Triggs




Miss Passmore



Miss Stack



Miss Yeoman



Mrs Shilston also helps out to cover classes when teachers are having their planning time.

## Key points to remember:

- You must not bring in unnecessary items from home.




- To come into school using the one-way system which is coming in through the gate from the hall car park.



- You still need to wear school uniform.



- Remember to bring all the things you need for the day, if you forget anything your parents will be unable to drop it off.



- Remember to order what school dinner you would like with your parents.



The class teacher will take the register, including dinners at the start of the day.

Lunch times and break times:

Breaks will be held in the bottom playground with your class only. Your class will have all the equipment in this area to use as this will also be where you learn outside too. All breaks will be in the same playground.

⇒ Morning break at 10.30am until 10.45am.

Lunch will be eaten in the hall. After you have had lunch you will get a break outside.

⇒ Eating lunch 12.00pm until 12.30pm

⇒ Lunch break at 12.30pm until 1pm



⇒ Afternoon break at 2pm until 2.15pm

Parents will collect children from the top playground where you left them in the morning. They will be asked to line up to wait for you.

⇒ Home time - 3.20pm

There may be some small changes your class and a few new rules but Miss Corwood and Mrs Orchard will help you to understand them.

How are we making sure school is safe?

We will operate a clearly signposted entry system and stagger break, lunch and collection times.



Everyone will wash their hands regularly. We have a handwashing protocol with regular hand washing and hand sanitising throughout the day. We have two automated sanitiser stations along with other portable ones around the school site.



Staff will be in two bubbles and movement between classes will be minimised.



School will be cleaned regularly and there will be cleaning products, soap and hand sanitiser freely available to all students and staff throughout the day



Toilets - children in Elm will use the toilets next to their classroom. As before, we have the same number of toilets in school so it is important to try to allow enough time to go in case you need to wait.