

Marvellous March

Curriculum Newsletter for Whimble Primary School March 2024

Welcome to our half-termly curriculum newsletter. It is not until I compile these newsletters that I really appreciate what an amazing variety of subjects, tasks and activities that we are providing for our children on a weekly basis. Whimble pupils are very lucky to have such a hard-working and dedicated staff, and I would like to thank them all for their time and dedication to the role - it is not always easy. As at the end of the autumn term, there is a separate newsletter which includes a raft of photographs for some whole school events and the Year 5 residential. Further examples of what we have managed to fit in over the past 6 weeks.



Beech Class

In Art, we spent time painting our coil pots and then we moved on to apply our joining, rolling, attaching and smoothing skills in another way. We designed and sculpted an animal or creature, adding embellishments to the surface of the clay -either by adding texture or creating it with tools. We are pleased with our results and here are some of them for you to look at.



This half term, Beech Class have also studied the artwork of writer and illustrator Marc Martin. He is the creator of a fantastic book called *The River*. We have been inspired by his work and then gone on to layer, weave and combine different textile pieces to produce eye-catching and textured landscapes.

These already look brilliant but we are soon going to add pieces of plaited, twisted and knotted wool or fabric to create additional interest.



In RE lessons, we have been studying aspects of Judaism, including the Seder Plate. This is a really important part of the meal that takes place the evening before the Passover festival begins. We learned about what each item on the Seder Plate represents, leaned to the left to respect royalty and remembered the 10 plagues that were also endured. We also talked about the importance for Jews of having family time and learning about the history and traditions of their faith. Some of us tried some of the matzah flatbreads, lettuce, parsley and charoset (a mixture of apple and spices).






Beech class has had a busy term this Spring. We've been learning about electricity and using this knowledge in our DT to make a steady hand game. The children have made some tricky activities to try with their families at home.



We've been writing about apple production over the years and have had an interesting trip to Whimble Heritage Centre with a talk from Mrs and Mr Smith about Whiteways and the factory here in Whimble. We explored the artefacts and watched an old fashioned Wassail that was a bit raucous.



Elm Class

As part of our Science learning we had a visit from a member of the team at Devon Waste, who explained to the children what happens to all of our rubbish and recycling. After learning about making compost, the children used their observation skills to find and identify minibeasts in the compost. They also planted some seeds in some compost which they have been looking after in class.



As part of our Plants topic we have been finding out about seeds, seed dispersal and what plants need to grow. We have observed plants in the school garden and learnt the names for the different parts of a flowering plant.



In Art we have been learning about the technique 'printing'. We enjoyed exploring the shapes and prints that different objects made. We then drew castles linked to our topic on polystyrene foam and printed with paint and rollers onto paper.



In maths we have been learning about money and time. The children were really good at finding different ways to make amounts when visiting our 'shop'.

Last week we took part in the 'Great British Spring Clean'. The children enjoyed using the litter pickers and did a great job of tidying up our playgrounds and outside area.




Ash Class

In Science, we have been learning all about plant life cycles by finding out about seeds and bulbs. We learnt about seed dispersal and had fun making sycamore seed helicopters out of paper. We investigated how many seeds are inside different fruits and observed the conditions needed to help our cress seeds germinate and grow successfully. We have also been fascinated to watch our Harlequin flower bulbs transform over the past few weeks by measuring our shoots and keeping a weekly record.



The rain didn't dampen our enthusiasm to do a litter pick around our orchard and village playground for The Great British Spring Clean.

Afterwards, the children designed their own fantastic posters to encourage people to dispose of their litter by following the 4 Rs Reduce, Repair, Reuse and Recycle. Great work Ash Class!



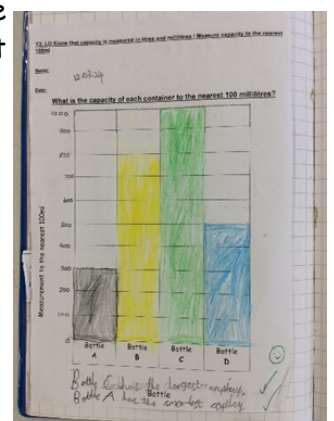

We have been exploring printing in art this half term. We used a range of classroom objects to experiment with, trying out different techniques and repeating patterns. We looked at the work of Orla Kiely and the prints that she has created for household items such as cushions, containers, curtains, crockery and even wallpaper! We then used her designs as inspiration for our own. We created some repeating patterns using polystyrene tiles and printing ink. It was quite fiddly and a little messy too, but we had great fun doing it!



In computing, Year 1 have been learning how to use a range of tools using Purple Mash, 2Paint whilst the Year 2s have been using algorithms to program BeeBots and spot the errors by debugging.






In maths, we have been learning about different measures. We had to estimate, compare, and measure the capacity of a variety of containers. Year 1 used non-standard measures such as 'cupful's' and Year 2 used litres and millilitres. We also used the balance scales to estimate, compare and measure the mass of a range of classroom objects. Year 1 used cubes and Year 2 used grams and kilograms. We then used some of our results to create pictograms and block graphs to present and interpret the data.



Oak Class

Science- Light

In science, we have been learning all about light. In the last few weeks we have focussed on shadows and how they are created. We have learnt the meaning of the words, transparent, translucent and opaque and now understand how opaque objects make very clear shadows. We took time to plan an investigation where we could explore shadows more. We found that the further the light source from the object, the smaller the shadow.



DT- Desk tidies

In DT we took the time to do some research around what makes a useful and effective desk tidy. We then decided who we wanted to make our desk tidies for and used that information to think about the features our project needed.

We tried our best to use recycled materials to produce the final piece, ensuring they looked interesting and effective. Here are some of our final products.



Geography- Earthquake and the link to volcanoes

In geography, we have been learning all about earthquakes and how they are formed. This half term we spotted a familiarity between where earthquakes and volcanoes were happening. We discovered that it was due to plates underground and we used drama to act out the development of a volcano, whilst sharing our understanding of how this links to other natural disasters.



Litter Pick

We also wanted to share some pictures of us cleaning up the village last week!



Willow Class

We've been continuing all of our hard work in Willow Class over the past half term, and have been adding to our learning journey for this year.

As part of the Eco Team, and towards our **Civic Award**, we joined the rest of the school to take part in a litter pick and do our part to make our village the best place it can be. We have been talking a lot about giving back to the communities that we are part of, both in school and at home, and this was a great way for us to put this into action.



In **geography**, we have been finalising our learning about Hiemaey and the volcanic activity in Iceland. This has been a perfect term to study this, with so much in the news recently! This week, we finalised this topic by showing what we know, and making some volcanoes to erupt.



The children in Year Six are looking forward to their **residential** experience to Pixies Holt in the summer and we have been fundraising to try and help with the cost of this. We made fairy cakes and biscuits to sell after school.



Our fifth **class novel** was completed this week and we have really enjoyed *Who Let The Gods Out* by Maz Evans. It's a very funny book, and we particularly enjoyed hearing the extract where the Queen of England (this book is a few years old) was an undercover ninja and defeated an immortal by throwing the crown jewels at him!



And finally, a huge well done to the children in Year Five for taking part in the **Dance Showdown** with other schools across the federation. We were all delighted to see this in action in a recent assembly and were very impressed with the quality - all the hard work certainly paid off.



Year 5 Dance Showdown at the Barnfield Theatre

Headteacher: Mrs. Carole Shilston

Telephone/fax: 01404 822584

Email: admin@whimble-primary.devon.sch.uk

Website: www.whimble-primary.devon.sch.uk